

RECEIPTS OF GOVERNMENT OF DELHI IN 2010-11 (BUDGET ESTIMATES)

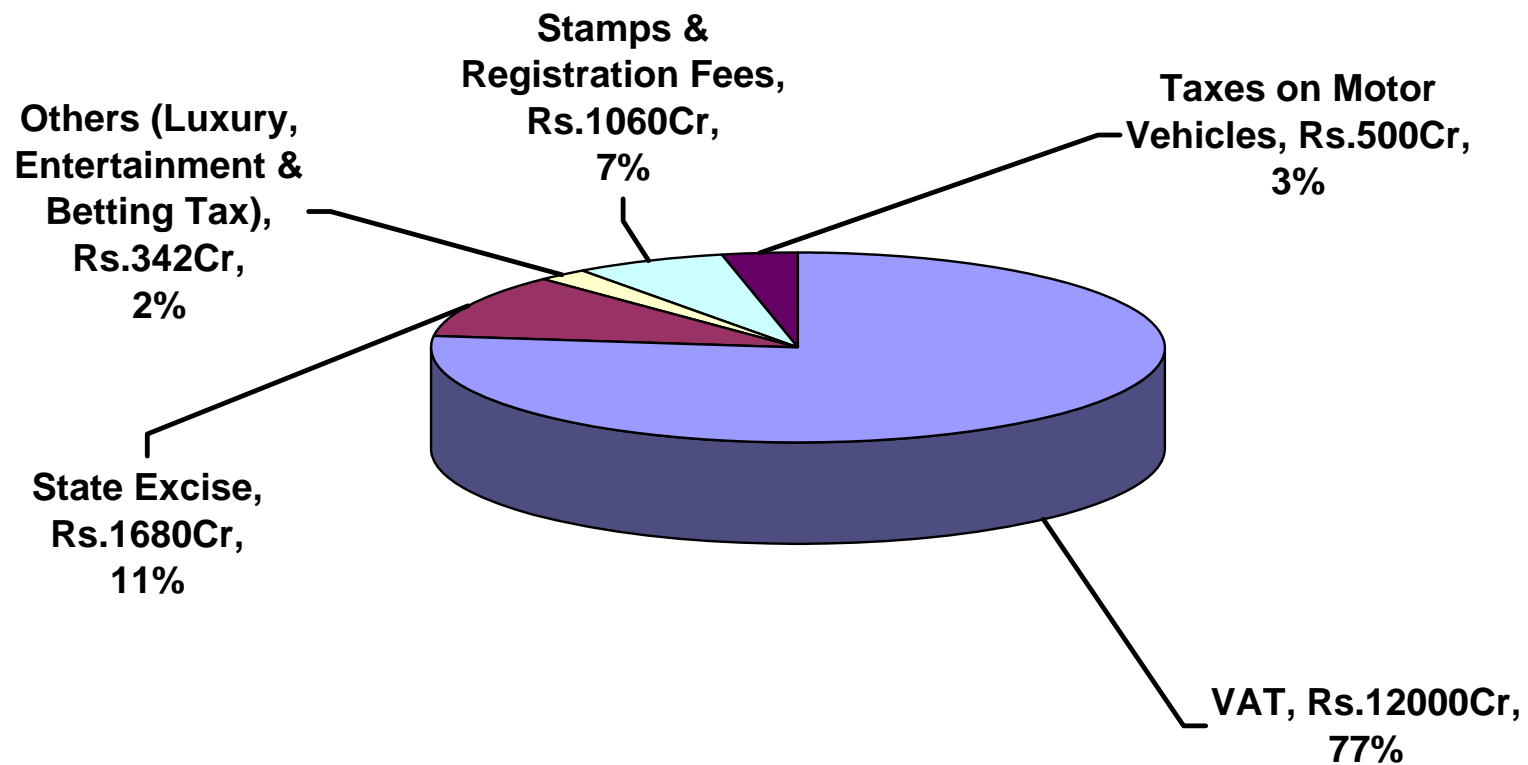
(Rs. in crore)		
1	2	3
1	Tax Revenue	15582
2	Non Tax Revenue	4049
3	Small Savings Loan	1000
4	Share in Central Taxes	325
5	Central Plan Assistance	1284
6	Centrally Sponsored Schemes	140
7	Recovery of Loans (Capital Receipts)	314
8	Other Grants from Govt of India	390
9	Opening Balance	2916
10	Total Receipts	26000

EXPENDITURE OF GOVT. OF DELHI IN 2010-11 (BUDGET ESTIMATES)

(Rs in crore)					
Sl.No.	Item	Plan	Non-Plan	Centrally Sponsored Scheme	Total
1	2	3	4	5	6
1	Revenue	4788	9951	140	14879
2	Capital	6412	4709	0	11121
3	Total	11200	14660	140	26000

Delhi Budget 2010-11

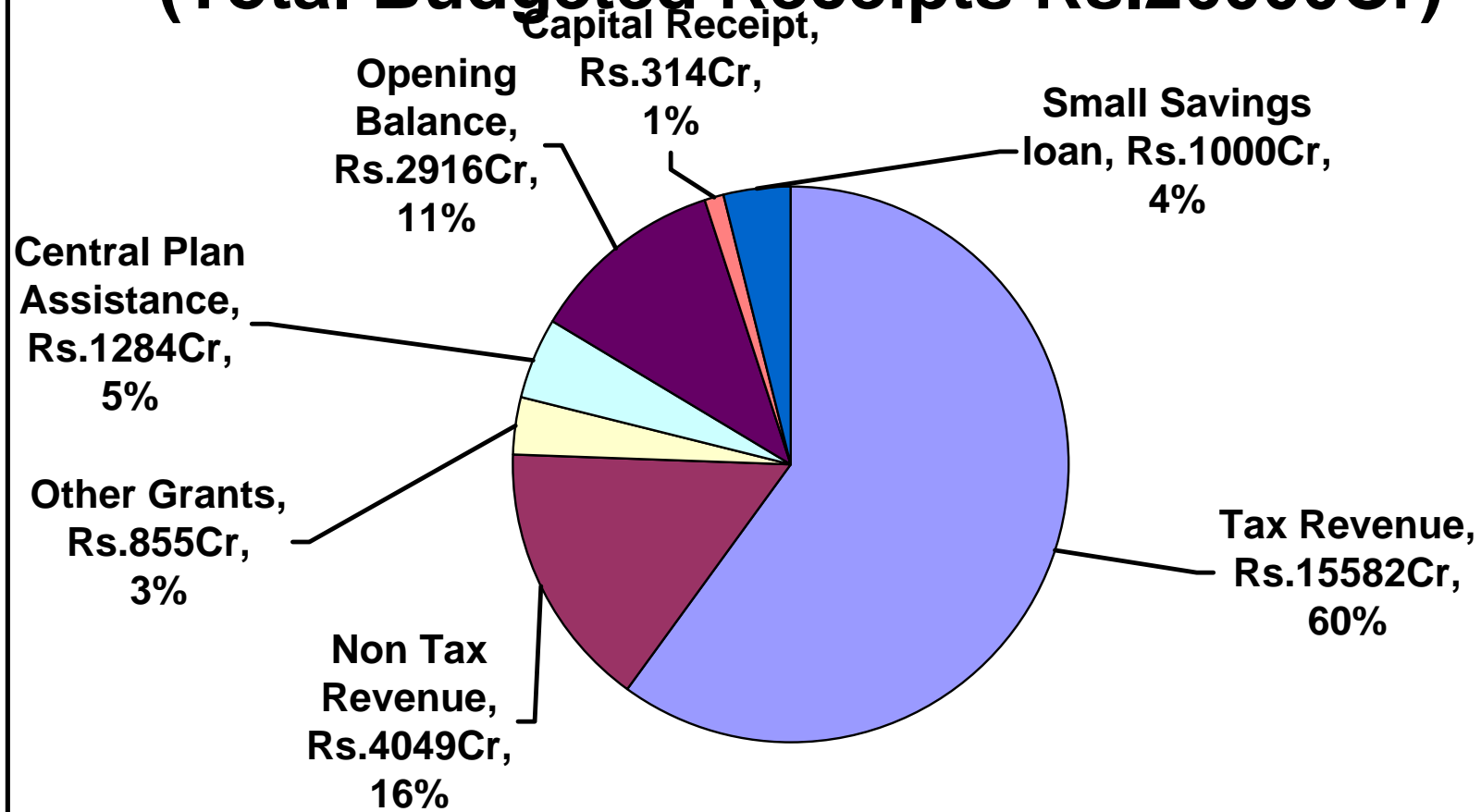
Own Tax Revenue (Rs.15582 Crore)



Delhi Budget 2010-11

Rupee comes from

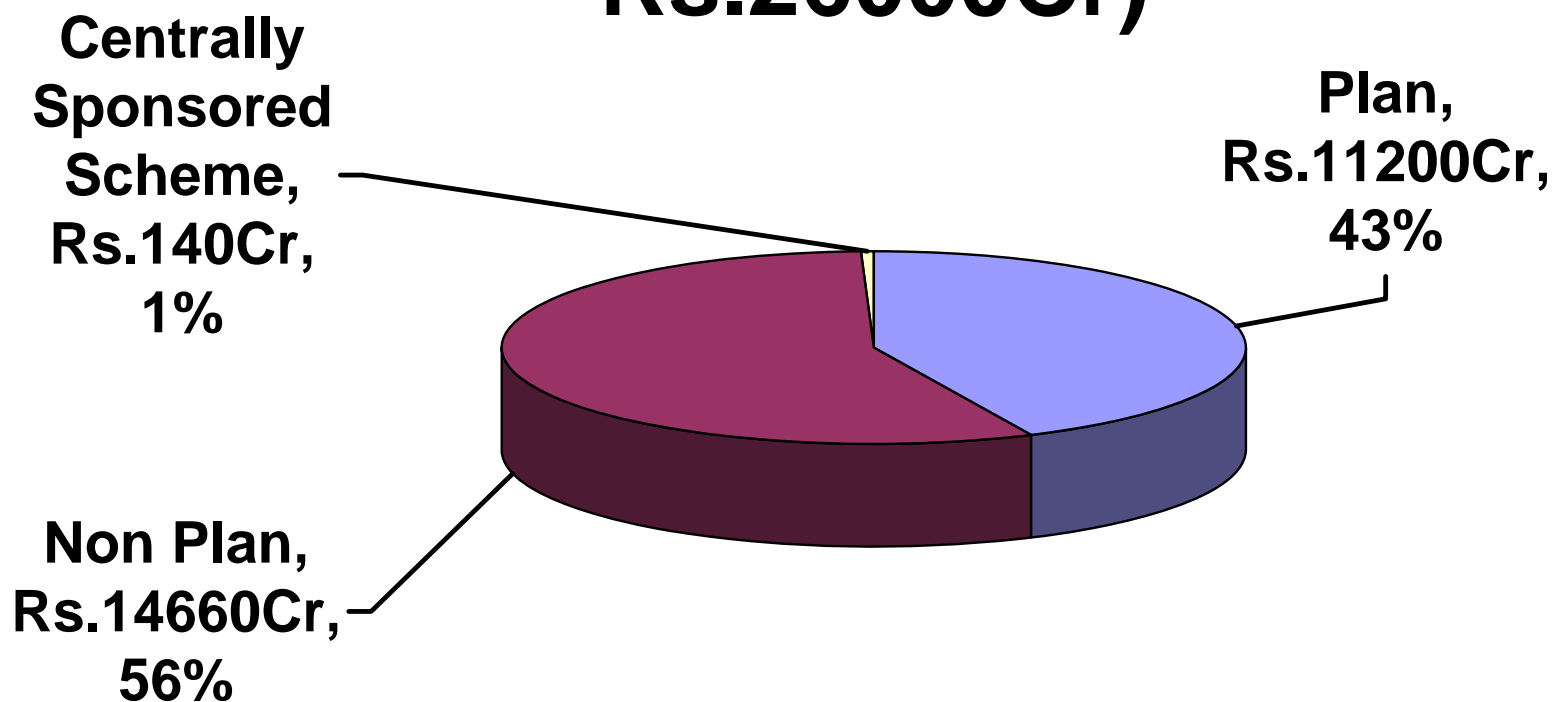
(Total Budgeted Receipts Rs.26000Cr)



Delhi Budget 2010-11

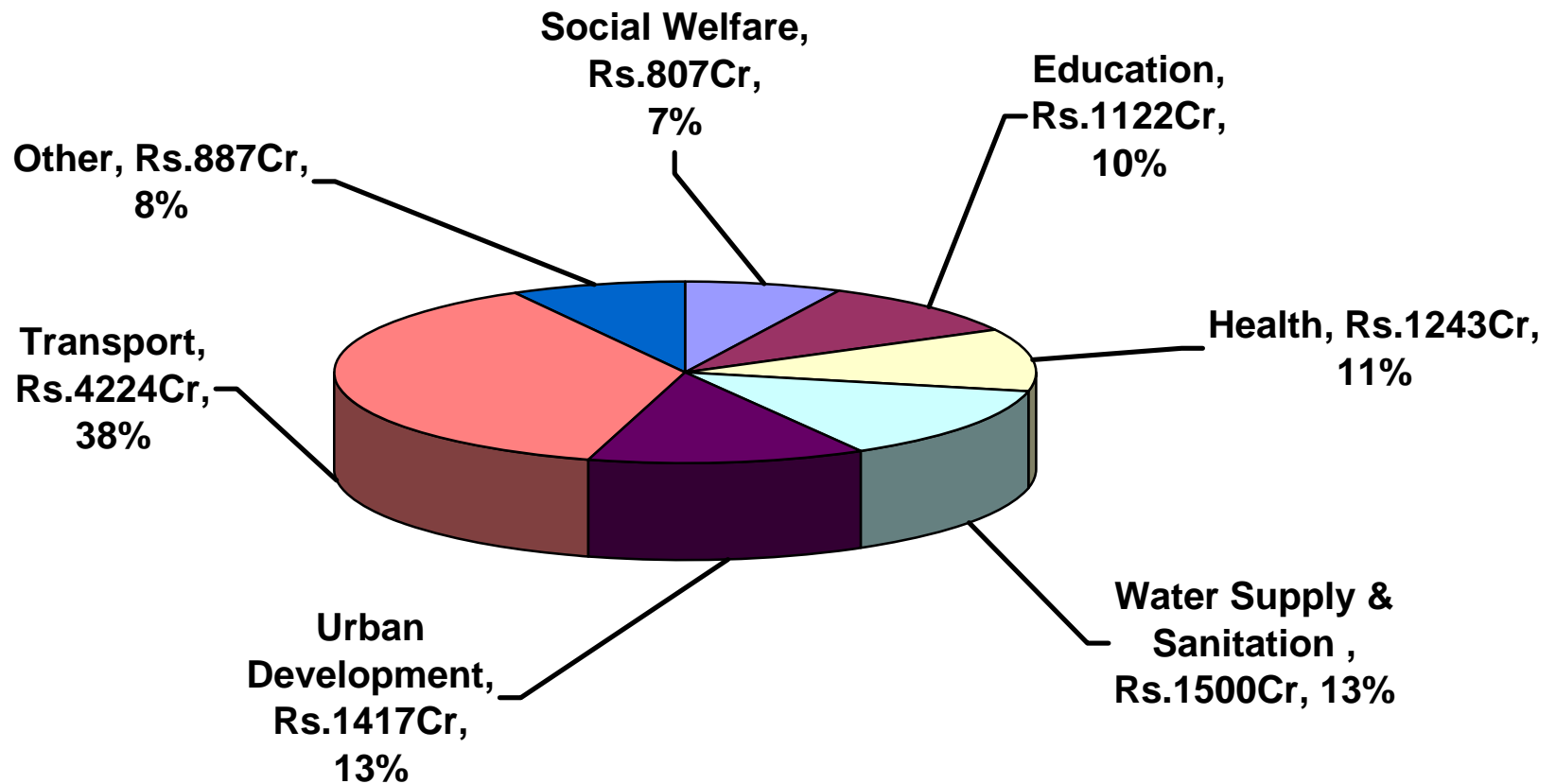
Rupee goes to

(Total Budgeted Expenditure Rs.26000Cr)



Delhi Budget 2010-11

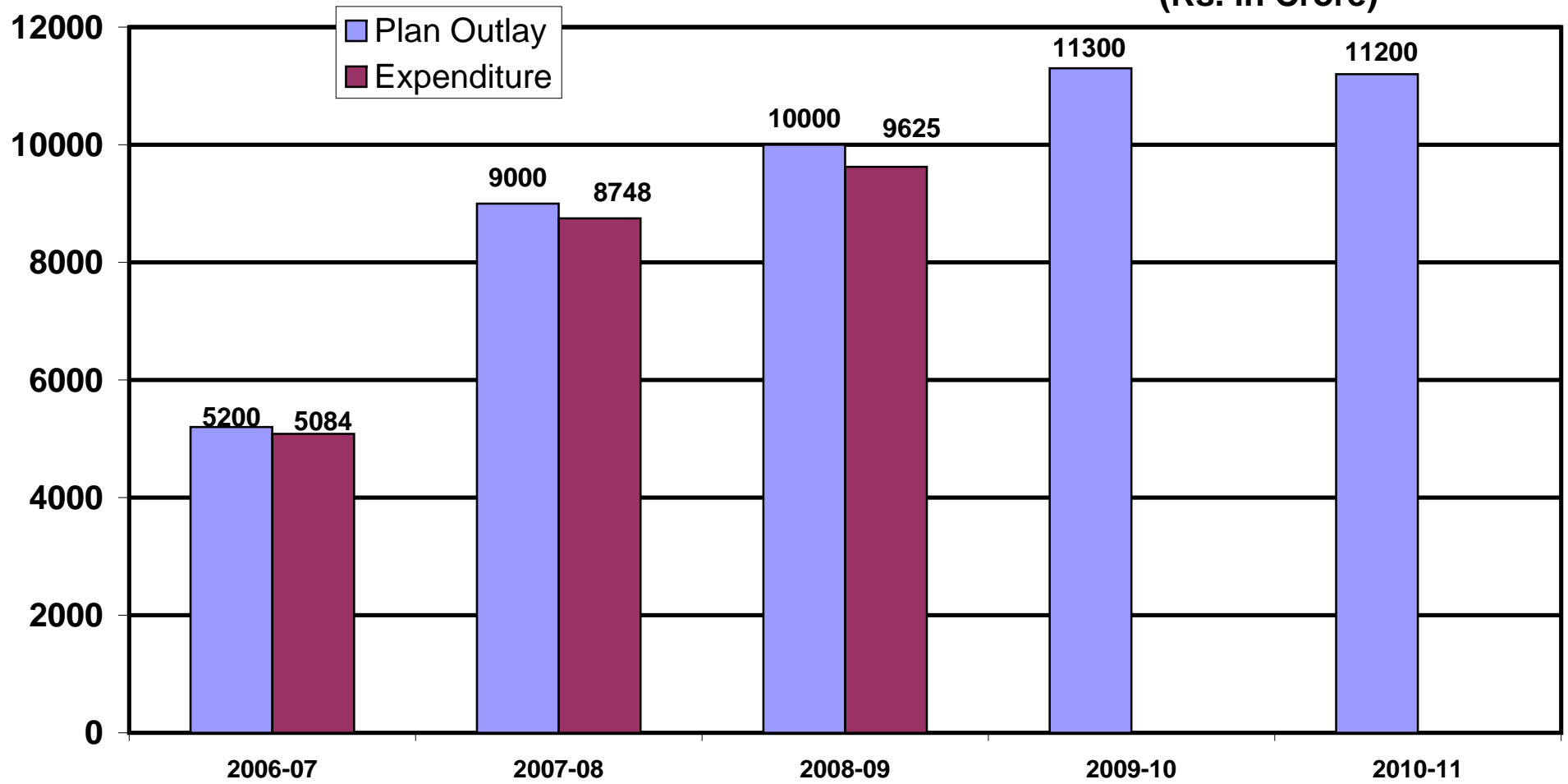
Annual Plan Allocation [Rs.11200 Crore]



Delhi Budget 2010-11

Plan Outlay (RE)/Expenditure

(Rs. in Crore)



Sector Wise Plan Outlay 2010-11

(Rs.in Crore)

SN	Sector	Approved Outlay 2010-11	% to Total Plan Outlay
1	Rural Development	163.03	1.46
2	Minor Irrigation & Flood Control	38.00	0.34
3	Energy	110.80	0.99
4	Industries	24.00	0.21
5	Transport	4224.00	37.71
6	Science Tech. & Environment	84.00	0.75
7	Secretariat Economic Services	1.31	0.01
8	Tourism	8.50	0.08
9	General Education	766.00	6.84
10	Technical Education	165.25	1.48
11	Art & Culture	46.80	0.42
12	Sports & Youth Services	144.10	1.29
13	Medical	1186.20	10.59
14	Public Health	56.85	0.51
15	Water Supply & Sanitation	1500.00	13.39
16	Housing	110.80	0.99
17	Urban Development	1305.70	11.66
18	Welfare of SC/ST/OBC	47.00	0.42
19	Labour & Labour Welfare	24.00	0.21
20	Social Welfare	476.50	4.25
21	Women & Child Welfare	205.00	1.83
22	Nutrition	125.00	1.12
23	Jail	93.11	0.83
24	Public Works	196.30	1.75
25	Other Administrative Services	97.75	0.87
	Total	11200.00	100.00